

Adding or Claiming Your Business on Google My Business

How Do I Add My Business? Follow these steps...

Go to Google My Business.
www.google.com/business

Click "Start Now"

Show people you're open for business.

Get your business hours, phone number, and directions on Google Search and Maps – with Google My Business.

START NOW

If you don't have a Google Account you have to set one up, its straightforward, do that then continue.

Enter Business Name & Address in the Search Box

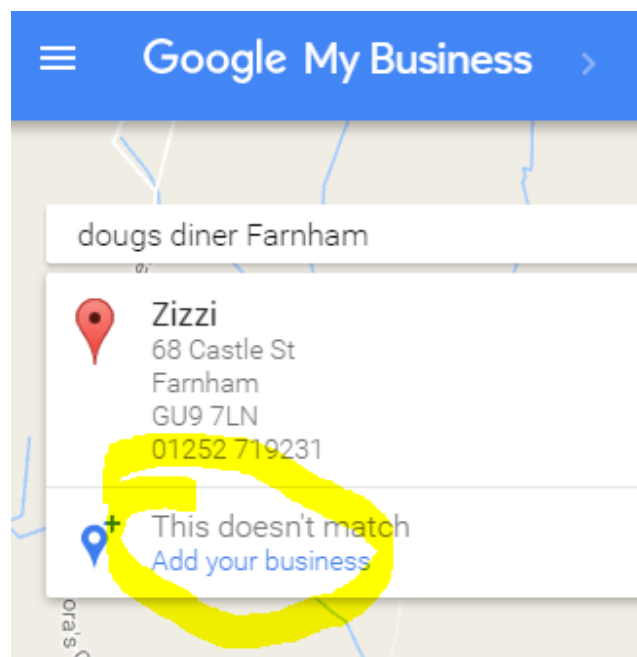
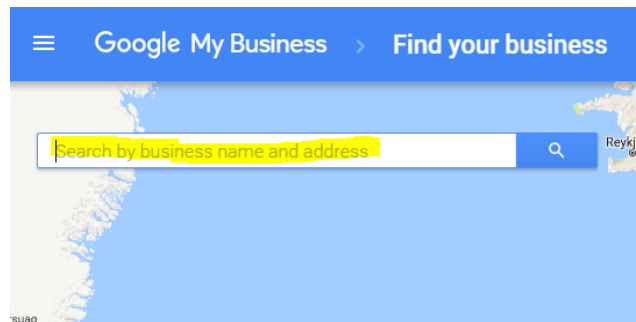
You have two options:

"Select" or "Add Your Business."

If you can see your business is listed then click "Select" and lay claim to your listing. Go get it!

Click on your business listing if it appears among the suggested matches. ...

If it is not listed then you need to set up a listing so click "Add Your Business"



It will take you to this place
business.google.com/add/info

Once you have created your business listing
you will be asked to verify it.

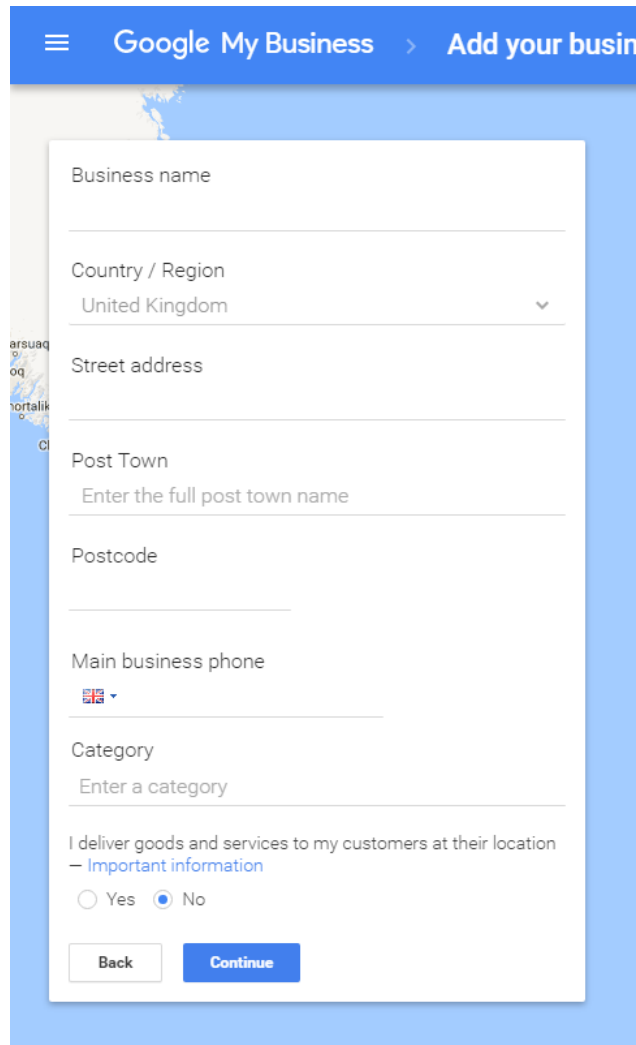
Verify by postcard - Most Likely Method

Verify by phone (available for select businesses)

Verify by email (available for select businesses)

Instant verification (available for selected businesses)

Bulk verification (for businesses with 10+ locations)



Once you have confirmed your Business you will be
given a unique listing.

Come back to SingleClickReviews.com and we will
generate your Google reviews button.

For full details click here:

support.google.com/business/answer/2911778

For help and support email

<mailto:support@mistermetric.com>

See What Others Say:



“Getting Google Reviews is always a faff and is usually forgotten about, so anything that helps our happy customers leave their review quickly, easily and with the minimum of fuss was a “no brainer”, especially at the price! After we added the code to our site we received our first 5 star review within 12 hours, totally worth every penny”

Ged Wilmot
laticedrivertraining.com